



Location: CMA1b - Oil Street Site Office

Report on 24-hour TSP monitoring

Action Level ($\mu\text{g}/\text{m}^3$) - 176.7

Limit Level ($\mu\text{g}/\text{m}^3$) - 260

Date	Sampling Time	Weather Condition	Filter paper no.	Filter Weight, g		Elapse Time, hr		Sampling Time, hr	Flow Rate, m^3/min			Total Volume, m^3	TSP Level, $\mu\text{g}/\text{m}^3$
				Initial	Final	Initial	Final		Initial, Q_{si}	Final, Q_{sf}	Average		
30-Apr-15	11:30	Fine	011820	2.7318	2.8586	6268.19	6292.19	24.00	1.07	1.07	1.07	1547	82.0
5-May-15	8:00	Fine	011823	2.7300	2.9161	6292.29	6316.29	24.00	1.12	1.12	1.12	1620	114.9
12-May-15	15:00	Fine	011937	2.8186	2.9945	6333.08	6357.08	24.00	1.08	1.08	1.08	1551	113.4
16-May-15	8:00	Rainy	011943	2.8027	2.9450	6357.09	6381.09	24.00	1.07	1.08	1.08	1548	91.9
23-May-15	12:00	Rainy	012111	2.8191	2.9465	6408.45	6432.45	24.00	1.13	1.12	1.12	1620	78.6

Remarks: Due to interruption of electricity, the 24hr TSP was rescheduled from 29 April, 11 and 22 May 2015 to 30 April, 12 and 23 May 2015 respectively.

Report on 1-hour TSP monitoring

Action Level ($\mu\text{g}/\text{m}^3$) - 320.1

Limit Level ($\mu\text{g}/\text{m}^3$) - 500

Date	Sampling Time	Weather Condition	Filter paper no.	Filter Weight, g		Elapse Time, hr		Sampling Time, hr	Flow Rate, m^3/min			Total Volume, m^3	TSP Level, $\mu\text{g}/\text{m}^3$
				Initial	Final	Initial	Final		Initial, Q_{si}	Final, Q_{sf}	Average		
30-Apr-15	8:10	Fine	011811	2.7825	2.7999	6265.19	6266.19	1.00	1.07	1.07	1.07	64	270.0
30-Apr-15	9:15	Fine	011589	2.7322	2.7467	6266.19	6267.19	1.00	1.07	1.07	1.07	64	225.0
30-Apr-15	10:20	Fine	011818	2.7228	2.7355	6267.19	6268.19	1.00	1.07	1.07	1.07	64	197.1
6-May-15	8:03	Fine	011826	2.7283	2.7405	6316.29	6317.29	1.00	1.12	1.12	1.12	67	180.8
6-May-15	9:05	Fine	011832	2.7235	2.7338	6317.29	6318.29	1.00	1.12	1.12	1.12	67	152.6
6-May-15	10:15	Fine	011835	2.7155	2.7265	6318.29	6319.29	1.00	1.12	1.12	1.12	67	163.0
12-May-15	8:12	Fine	011922	2.8290	2.8323	6330.08	6331.08	1.00	1.13	1.13	1.13	68	48.8
12-May-15	9:25	Fine	011927	2.8386	2.8422	6331.08	6332.08	1.00	1.13	1.13	1.13	68	53.2
12-May-15	10:30	Fine	011928	2.8357	2.8377	6332.08	6333.08	1.00	1.13	1.13	1.13	68	29.6
18-May-15	8:12	Cloudy	011946	2.8023	2.8095	6381.09	6382.09	1.00	1.12	1.12	1.12	67	106.9
18-May-15	9:25	Cloudy	011948	2.8137	2.8216	6382.09	6383.09	1.00	1.12	1.12	1.12	67	117.3
18-May-15	10:30	Cloudy	011950	2.8016	2.8087	6383.09	6384.09	1.00	1.12	1.12	1.12	67	105.4
23-May-15	8:00	Rainy	012019	2.8234	2.8322	6405.45	6406.45	1.00	1.13	1.13	1.13	68	130.2
23-May-15	9:35	Rainy	012102	2.8250	2.8331	6406.45	6407.45	1.00	1.13	1.13	1.13	68	119.8
23-May-15	10:50	Rainy	012107	2.8148	2.8206	6407.45	6408.45	1.00	1.13	1.13	1.13	68	85.8



Location: CMA2a - Causeway Bay Community Centre

Report on 24-hour TSP monitoring
 Action Level ($\mu\text{g}/\text{m}^3$) - 169.5
 Limit Level ($\mu\text{g}/\text{m}^3$) - 260

Date	Sampling Time	Weather Condition	Filter paper no.	Filter Weight, g		Elapse Time, hr		Sampling Time, hr	Flow Rate, m^3/min			Total Volume, m^3	TSP Level, $\mu\text{g}/\text{m}^3$
				Initial	Final	Initial	Final		Initial, Q_{si}	Final, Q_{sf}	Average		
29-Apr-15	8:00	Fine	011667	2.8080	2.9137	15953.84	15977.84	24.00	1.18	1.17	1.17	1692	62.5
5-May-15	8:00	Fine	011821	2.7339	2.8315	15980.84	16004.84	24.00	1.12	1.12	1.12	1611	60.6
11-May-15	8:00	Fine	011918	2.8135	2.8964	16007.84	16031.84	24.00	1.07	1.07	1.07	1535	54.0
16-May-15	8:00	Rainy	011933	2.8302	2.9449	16034.84	16058.84	24.00	1.17	1.18	1.18	1692	67.8
22-May-15	8:00	Cloudy	012052	2.8489	2.9207	16061.87	16085.87	24.00	1.07	1.07	1.07	1536	46.7

Report on 1-hour TSP monitoring
 Action Level ($\mu\text{g}/\text{m}^3$) - 323.4
 Limit Level ($\mu\text{g}/\text{m}^3$) - 500

Date	Sampling Time	Weather Condition	Filter paper no.	Filter Weight, g		Elapse Time, hr		Sampling Time, hr	Flow Rate, m^3/min			Total Volume, m^3	TSP Level, $\mu\text{g}/\text{m}^3$
				Initial	Final	Initial	Final		Initial, Q_{si}	Final, Q_{sf}	Average		
30-Apr-15	8:05	Fine	011816	2.7347	2.7436	15977.84	15978.84	1.00	1.17	1.17	1.17	70	126.4
30-Apr-15	9:15	Fine	011817	2.7176	2.7275	15978.84	15979.84	1.00	1.17	1.17	1.17	70	140.6
30-Apr-15	10:20	Fine	011819	2.7213	2.7315	15979.84	15980.84	1.00	1.17	1.17	1.17	70	144.8
6-May-15	8:10	Fine	011827	2.7261	2.7331	16004.84	16005.84	1.00	1.12	1.12	1.12	67	104.3
6-May-15	9:15	Fine	011646	2.8083	2.8109	16005.84	16006.84	1.00	1.12	1.12	1.12	67	38.7
6-May-15	10:20	Fine	011649	2.8022	2.8056	16006.84	16007.84	1.00	1.12	1.12	1.12	67	50.6
12-May-15	8:03	Fine	011921	2.8112	2.8143	16031.84	16032.84	1.00	1.18	1.18	1.18	71	43.9
12-May-15	9:15	Fine	011924	2.8164	2.8202	16032.84	16033.84	1.00	1.18	1.18	1.18	71	53.8
12-May-15	10:20	Fine	011926	2.8325	2.8391	16033.84	16034.84	1.00	1.18	1.18	1.18	71	93.4
18-May-15	8:03	Cloudy	011947	2.8109	2.8150	16058.84	16059.84	1.00	1.17	1.17	1.17	70	58.3
18-May-15	9:15	Cloudy	011949	2.8051	2.8124	16059.84	16060.84	1.00	1.17	1.17	1.17	70	103.8
18-May-15	10:20	Cloudy	011951	2.8099	2.8161	16060.84	16061.84	1.00	1.17	1.17	1.17	70	88.2
23-May-15	8:05	Rainy	012057	2.8428	2.8507	16085.87	16086.87	1.00	1.07	1.07	1.07	64	123.6
23-May-15	9:30	Rainy	012090	2.8269	2.8374	16086.87	16087.87	1.00	1.07	1.07	1.07	64	164.3
23-May-15	10:45	Rainy	012106	2.8180	2.8236	16087.87	16088.87	1.00	1.07	1.07	1.07	64	87.6



Location: CMA3a - CWB PRE Site Office Area

Report on 24-hour TSP monitoring

Action Level ($\mu\text{g}/\text{m}^3$) - 171

Limit Level ($\mu\text{g}/\text{m}^3$) - 260

Date	Sampling Time	Weather Condition	Filter paper no.	Filter Weight, g		Elapse Time, hr		Sampling Time, hr	Flow Rate, m^3/min			Total Volume, m^3	TSP Level, $\mu\text{g}/\text{m}^3$
				Initial	Final	Initial	Final		Initial, Q_{si}	Final, Q_{sf}	Average		
29-Apr-15	8:00	Fine	011812	2.7982	2.9334	3395.55	3419.55	24.00	1.24	1.24	1.24	1786	75.7
5-May-15	8:00	Fine	011303	2.7652	2.8923	3422.55	3446.55	24.00	1.27	1.27	1.27	1825	69.7
11-May-15	8:00	Fine	011917	2.8199	2.8869	3449.56	3473.56	24.00	1.19	1.19	1.19	1711	39.2
16-May-15	8:00	Rainy	011945	2.7988	2.9186	3476.56	3500.56	24.00	1.29	1.30	1.30	1865	64.2
22-May-15	8:00	Cloudy	012009	2.8015	2.8881	3503.56	3527.56	24.00	1.22	1.21	1.22	1751	49.5

Report on 1-hour TSP monitoring

Action Level ($\mu\text{g}/\text{m}^3$) - 311.3

Limit Level ($\mu\text{g}/\text{m}^3$) - 500

Date	Sampling Time	Weather Condition	Filter paper no.	Filter Weight, g		Elapse Time, hr		Sampling Time, hr	Flow Rate, m^3/min			Total Volume, m^3	TSP Level, $\mu\text{g}/\text{m}^3$
				Initial	Final	Initial	Final		Initial, Q_{si}	Final, Q_{sf}	Average		
30-Apr-15	8:20	Fine	011402	2.7329	2.7406	3419.55	3420.55	1.00	1.26	1.26	1.26	76	101.6
30-Apr-15	9:25	Fine	011304	2.7863	2.7966	3420.55	3421.55	1.00	1.26	1.26	1.26	76	135.9
30-Apr-15	10:35	Fine	011403	2.7419	2.7537	3421.55	3422.55	1.00	1.26	1.26	1.26	76	155.7
6-May-15	8:09	Fine	011828	2.7187	2.7258	3446.55	3447.55	1.00	1.29	1.29	1.29	78	91.6
6-May-15	9:30	Fine	011833	2.7139	2.7229	3447.55	3448.55	1.00	1.32	1.32	1.32	79	113.6
6-May-15	10:35	Fine	011910	2.7421	2.7523	3448.55	3449.55	1.00	1.29	1.29	1.29	78	131.5
12-May-15	9:19	Fine	011845	2.7220	2.7289	3473.56	3474.56	1.00	1.27	1.27	1.27	76	90.7
12-May-15	10:23	Fine	011884	2.7123	2.7152	3474.56	3475.56	1.00	1.32	1.32	1.32	79	36.5
12-May-15	13:00	Fine	011886	2.7177	2.7303	3475.56	3476.56	1.00	1.32	1.32	1.32	79	158.6
18-May-15	8:51	Cloudy	011405	2.7429	2.7488	3500.56	3501.56	1.00	1.26	1.26	1.26	76	77.9
18-May-15	13:00	Cloudy	011404	2.7431	2.7501	3501.56	3502.56	1.00	1.26	1.26	1.26	76	92.5
18-May-15	15:35	Cloudy	011401	2.7360	2.7390	3502.56	3503.56	1.00	1.26	1.26	1.26	76	39.6
23-May-15	8:10	Rainy	012058	2.8570	2.8656	3527.57	3528.57	1.00	1.24	1.24	1.24	74	115.9
23-May-15	9:50	Rainy	012103	2.8390	2.8486	3528.57	3529.57	1.00	1.27	1.27	1.27	76	126.4
23-May-15	11:00	Rainy	012109	2.8274	2.8350	3529.57	3530.57	1.00	1.24	1.24	1.24	74	102.4



Location: CMA4a - SPCA

Report on 24-hour TSP monitoring

Action Level ($\mu\text{g}/\text{m}^3$) - 171.2

Limit Level ($\mu\text{g}/\text{m}^3$) - 260

Date	Sampling Time	Weather Condition	Filter paper no.	Filter Weight, g		Elapse Time, hr		Sampling Time, hr	Flow Rate, m^3/min			Total Volume, m^3	TSP Level, $\mu\text{g}/\text{m}^3$
				Initial	Final	Initial	Final		Initial, Q_{si}	Final, Q_{sf}	Average		
29-Apr-15	8:00	Fine	011668	2.7821	2.9100	20227.74	20251.74	24.00	1.30	1.29	1.29	1864	68.6
5-May-15	8:00	Fine	011312	2.7680	2.9203	20254.74	20278.74	24.00	1.29	1.29	1.29	1864	81.7
11-May-15	8:00	Fine	011916	2.8302	2.9244	20281.75	20305.75	24.00	1.30	1.30	1.30	1868	50.4
16-May-15	8:00	Rainy	011944	2.7994	2.9187	20308.76	20332.76	24.00	1.29	1.30	1.30	1865	64.0
22-May-15	8:00	Cloudy	012022	2.8305	2.9367	20335.76	20359.76	24.00	1.30	1.30	1.30	1869	56.8

Report on 1-hour TSP monitoring

Action Level ($\mu\text{g}/\text{m}^3$) - 312.5

Limit Level ($\mu\text{g}/\text{m}^3$) - 500

Date	Sampling Time	Weather Condition	Filter paper no.	Filter Weight, g		Elapse Time, hr		Sampling Time, hr	Flow Rate, m^3/min			Total Volume, m^3	TSP Level, $\mu\text{g}/\text{m}^3$
				Initial	Final	Initial	Final		Initial, Q_{si}	Final, Q_{sf}	Average		
30-Apr-15	8:25	Fine	010088	2.7931	2.8056	20251.74	20252.74	1.00	1.29	1.29	1.29	78	161.1
30-Apr-15	9:35	Fine	010089	2.7837	2.7954	20252.74	20253.74	1.00	1.29	1.29	1.29	78	150.7
30-Apr-15	10:40	Fine	011396	2.7441	2.7652	20253.74	20254.74	1.00	1.29	1.29	1.29	78	271.9
6-May-15	8:30	Fine	011829	2.7307	2.7445	20278.74	20279.74	1.00	1.29	1.29	1.29	78	177.7
6-May-15	9:36	Fine	011647	2.7808	2.7859	20279.74	20280.74	1.00	1.29	1.29	1.29	78	65.7
6-May-15	10:38	Fine	011650	2.7987	2.8056	20280.74	20281.74	1.00	1.29	1.29	1.29	78	88.9
12-May-15	9:07	Fine	011843	2.7153	2.7261	20305.76	20306.76	1.00	1.19	1.19	1.19	71	151.4
12-May-15	10:11	Fine	011844	2.7241	2.7314	20306.76	20307.76	1.00	1.19	1.19	1.19	71	102.3
12-May-15	13:00	Fine	011885	2.7103	2.7235	20307.76	20308.76	1.00	1.19	1.19	1.19	71	185.1
18-May-15	9:07	Cloudy	012024	2.8443	2.8494	20332.76	20333.76	1.00	1.29	1.29	1.29	78	65.8
18-May-15	10:11	Cloudy	012020	2.8320	2.8372	20333.76	20334.76	1.00	1.29	1.29	1.29	78	67.1
18-May-15	13:00	Cloudy	012021	2.8237	2.8263	20334.76	20335.76	1.00	1.29	1.29	1.29	78	33.5
23-May-15	8:06	Rainy	012000	2.8121	2.8256	20359.76	20360.76	1.00	1.30	1.30	1.30	78	173.6
23-May-15	9:45	Rainy	012091	2.8296	2.8409	20360.77	20361.77	1.00	1.30	1.30	1.30	78	145.3
23-May-15	11:00	Rainy	012108	2.8223	2.8312	20361.77	20362.77	1.00	1.30	1.30	1.30	78	114.5

Location: CMA5b - Pedestrian Plaza

Report on 24-hour TSP monitoring

Action Level ($\mu\text{g}/\text{m}^3$) - 181

Limit Level ($\mu\text{g}/\text{m}^3$) - 260

Date	Sampling Time	Weather Condition	Filter paper no.	Filter Weight, g		Elapse Time, hr		Sampling Time, hr	Flow Rate, m^3/min			Total Volume, m^3	TSP Level, $\mu\text{g}/\text{m}^3$
				Initial	Final	Initial	Final		Initial, Q_{si}	Final, Q_{sf}	Average		
29-Apr-15	8:00	Fine	011669	2.7765	2.8316	4703.53	4727.53	24.00	0.87	0.87	0.87	1249	44.1
5-May-15	8:00	Fine	011643	2.7681	2.8285	4730.53	4754.53	24.00	0.93	0.93	0.93	1339	45.1
11-May-15	8:00	Fine	011915	2.8610	2.9425	4757.54	4781.54	24.00	0.87	0.87	0.87	1253	65.1
16-May-15	8:00	Rainy	011890	2.7057	2.7619	4784.54	4808.54	24.00	0.87	0.87	0.87	1250	45.0
22-May-15	8:00	Cloudy	012054	2.8292	2.9539	4811.25	4835.25	24.00	0.94	0.93	0.93	1345	92.7

Report on 1-hour TSP monitoring

Action Level ($\mu\text{g}/\text{m}^3$) - 332

Limit Level ($\mu\text{g}/\text{m}^3$) - 500

Date	Sampling Time	Weather Condition	Filter paper no.	Filter Weight, g		Elapse Time, hr		Sampling Time, hr	Flow Rate, m^3/min			Total Volume, m^3	TSP Level, $\mu\text{g}/\text{m}^3$
				Initial	Final	Initial	Final		Initial, Q_{si}	Final, Q_{sf}	Average		
30-Apr-15	8:15	Fine	011680	2.7699	2.7823	4727.53	4728.53	1.00	0.87	0.87	0.87	52	238.6
30-Apr-15	9:30	Fine	011592	2.7177	2.7329	4728.53	4729.53	1.00	0.87	0.87	0.87	52	292.4
30-Apr-15	10:40	Fine	011465	2.7617	2.7754	4729.53	4730.53	1.00	0.87	0.87	0.87	52	263.6
6-May-15	8:20	Fine	011830	2.7294	2.7449	4754.53	4755.53	1.00	0.93	0.93	0.93	56	277.8
6-May-15	9:52	Fine	011648	2.7980	2.8016	4755.53	4756.53	1.00	0.93	0.93	0.93	56	64.5
6-May-15	10:55	Fine	011651	2.8174	2.8263	4756.53	4757.53	1.00	0.93	0.93	0.93	56	159.5
12-May-15	13:00	Fine	011887	2.7155	2.7213	4781.54	4782.54	1.00	0.87	0.87	0.87	52	111.0
12-May-15	14:25	Fine	011931	2.8202	2.8324	4782.54	4783.54	1.00	0.93	0.93	0.93	56	217.7
12-May-15	15:35	Fine	011936	2.7965	2.8048	4783.54	4784.54	1.00	0.87	0.87	0.87	52	158.9
18-May-15	8:38	Cloudy	011952	2.8041	2.8102	4808.54	4809.54	1.00	0.86	0.86	0.86	52	117.6
18-May-15	9:43	Cloudy	011955	2.8027	2.8108	4809.54	4810.54	1.00	0.93	0.93	0.93	56	145.6
18-May-15	10:49	Cloudy	012051	2.8466	2.8531	4810.55	4811.55	1.00	0.86	0.86	0.86	52	125.3
23-May-15	8:30	Rainy	012060	2.8386	2.8470	4835.77	4836.77	1.00	0.93	0.93	0.93	56	150.2
23-May-15	10:25	Rainy	012105	2.8134	2.8215	4836.77	4837.77	1.00	0.93	0.93	0.93	56	144.8
23-May-15	13:00	Rainy	012094	2.8114	2.8215	4837.77	4838.77	1.00	0.87	0.87	0.87	52	193.7



Location: MA1e - International Finance Centre (Eastern Wing)

Report on 24-hour TSP monitoring

Action Level ($\mu\text{g}/\text{m}^3$) - 173.4
Limit Level ($\mu\text{g}/\text{m}^3$) - 260

Date	Sampling Time	Weather Condition	Filter paper no.	Filter Weight, g		Elapse Time, hr		Sampling Time, hr	Flow Rate, m^3/min			Total Volume, m^3	TSP Level, $\mu\text{g}/\text{m}^3$
				Initial	Final	Initial	Final		Initial, Q_{si}	Final, Q_{sf}	Average		
29-Apr-15	8:00	Fine	011689	2.7795	2.8649	16890.69	16914.69	24.00	1.22	1.22	1.22	1762	48.5
5-May-15	8:00	Fine	011588	2.7230	2.8437	16917.69	16941.69	24.00	1.28	1.28	1.28	1850	65.3
12-May-15	16:30	Fine	011878	2.7205	2.8304	16958.11	16982.11	24.00	1.31	1.31	1.31	1883	58.4
16-May-15	8:00	Rainy	012003	2.8040	2.9002	16982.12	17006.12	24.00	1.31	1.31	1.31	1880	51.2
27-May-15	11:00	Cloudy	011904	2.7251	2.8172	17012.16	17036.16	24.00	1.26	1.26	1.26	1814	50.8

Remarks: Due to interruption of electricity, the 24hr TSP was rescheduled from 11 and 22 May 2015 to 12 and 27 May 2015 respectively.

Report on 1-hour TSP monitoring

Action Level ($\mu\text{g}/\text{m}^3$) - 325.1
Limit Level ($\mu\text{g}/\text{m}^3$) - 500

Date	Sampling Time	Weather Condition	Filter paper no.	Filter Weight, g		Elapse Time, hr		Sampling Time, hr	Flow Rate, m^3/min			Total Volume, m^3	TSP Level, $\mu\text{g}/\text{m}^3$
				Initial	Final	Initial	Final		Initial, Q_{si}	Final, Q_{sf}	Average		
30-Apr-15	8:20	Fine	011671	2.7786	2.7838	16914.69	16915.69	1.00	1.22	1.22	1.22	73	70.9
30-Apr-15	9:40	Fine	011674	2.7758	2.7803	16915.69	16916.69	1.00	1.22	1.22	1.22	73	61.3
30-Apr-15	10:45	Fine	011677	2.7813	2.7913	16916.69	16917.69	1.00	1.26	1.26	1.26	76	131.9
6-May-15	8:52	Fine	011862	2.7501	2.7542	16941.69	16942.69	1.00	1.28	1.28	1.28	77	53.2
6-May-15	9:57	Fine	011865	2.7417	2.7444	16942.69	16943.69	1.00	1.30	1.30	1.30	78	34.5
6-May-15	13:00	Fine	011837	2.7200	2.7270	16943.69	16944.69	1.00	1.30	1.30	1.30	78	89.4
12-May-15	13:00	Fine	011882	2.7141	2.7187	16955.11	16956.11	1.00	1.27	1.27	1.27	76	60.5
12-May-15	14:05	Fine	011876	2.7180	2.7281	16955.11	16957.11	1.00	1.31	1.31	1.31	78	128.7
12-May-15	15:10	Fine	011877	2.7257	2.7330	16957.11	16958.11	1.00	1.31	1.31	1.31	78	93.1
18-May-15	8:10	Cloudy	012049	2.8433	2.8473	17006.12	17007.12	1.00	1.30	1.30	1.30	78	51.2
18-May-15	9:13	Cloudy	012037	2.8351	2.8449	17007.12	17008.12	1.00	1.30	1.30	1.30	78	125.3
18-May-15	10:25	Cloudy	012040	2.8353	2.8396	17008.12	17009.12	1.00	1.30	1.30	1.30	78	55.0
26-May-15	17:00	Rainy	011901	2.7271	2.7342	17009.16	17010.16	1.00	1.22	1.22	1.22	73	96.7
27-May-15	8:48	Cloudy	011902	2.7320	2.7386	17010.16	17011.16	1.00	1.22	1.22	1.22	73	90.1
27-May-15	9:58	Cloudy	011903	2.7158	2.7213	17011.16	17012.16	1.00	1.22	1.22	1.22	73	75.1

Remarks: Due to interruption of electricity, the 1hr TSP was rescheduled from 23 May 2015 to 26 and 27 May 2015.



Location: MA1w - International Finance Centre (Western Wing)

Report on 24-hour TSP monitoring

Action Level ($\mu\text{g}/\text{m}^3$) - 173.4
 Limit Level ($\mu\text{g}/\text{m}^3$) - 260

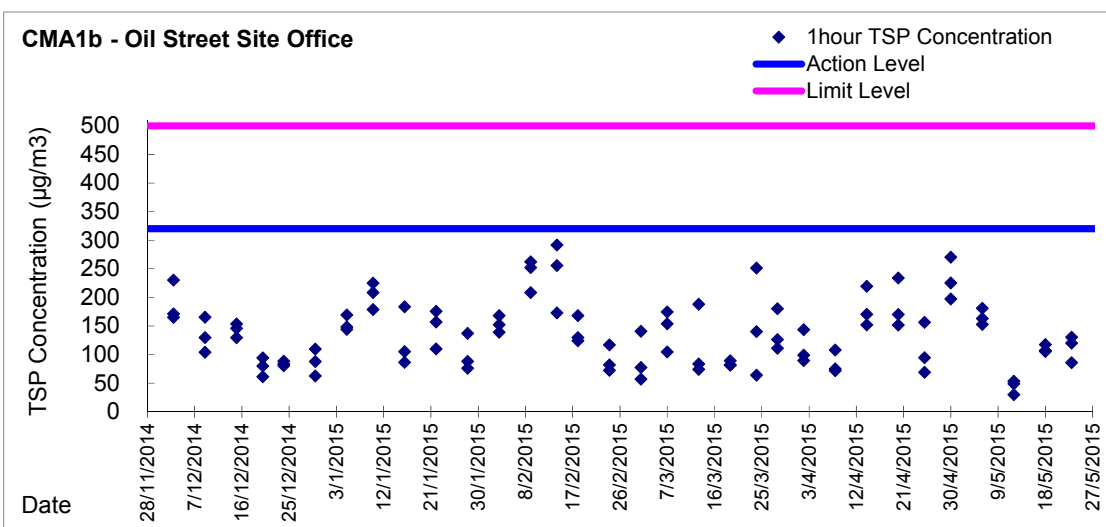
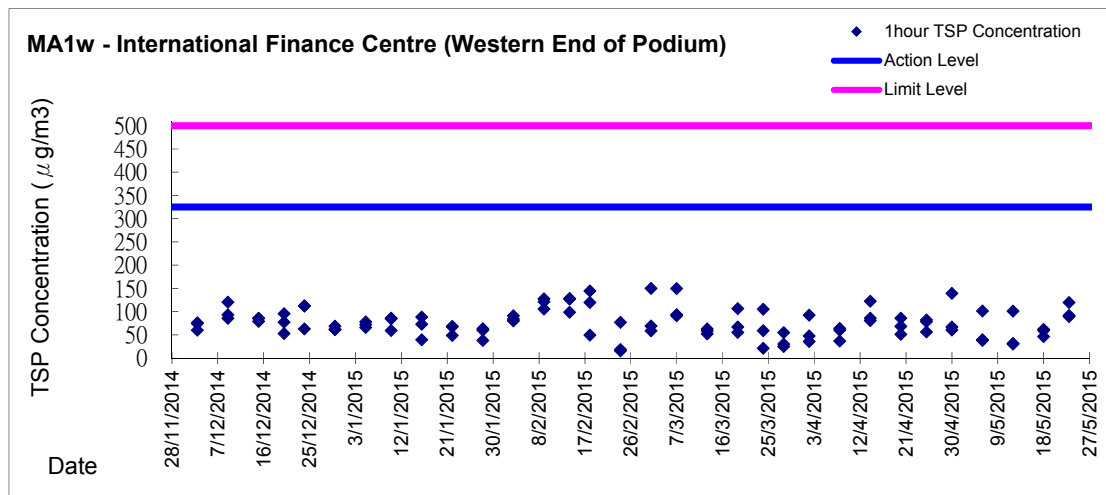
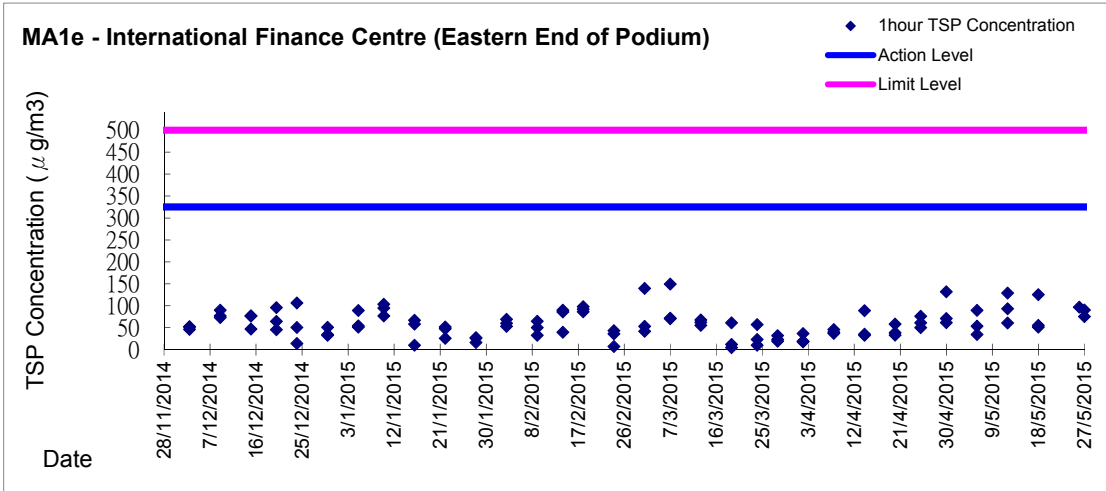
Date	Sampling Time	Weather Condition	Filter paper no.	Filter Weight, g		Elapse Time, hr		Sampling Time, hr	Flow Rate, m^3/min			Total Volume, m^3	TSP Level, $\mu\text{g}/\text{m}^3$
				Initial	Final	Initial	Final		Initial, Q_{si}	Final, Q_{sf}	Average		
29-Apr-15	8:00	Fine	011688	2.7617	2.8813	16938.97	16962.97	24.00	1.27	1.27	1.27	1827	65.5
5-May-15	8:00	Fine	011642	2.7898	2.8693	16965.97	16989.97	24.00	1.27	1.27	1.27	1826	43.5
11-May-15	8:00	Fine	011840	2.7169	2.7890	16992.98	17016.98	24.00	1.27	1.27	1.27	1830	39.4
16-May-15	8:00	Rainy	012002	2.8066	2.8842	17019.98	17043.98	24.00	1.27	1.27	1.27	1828	42.5
22-May-15	8:00	Cloudy	012044	2.8203	2.9098	17046.99	17070.99	24.00	1.27	1.27	1.27	1831	48.9

Report on 1-hour TSP monitoring

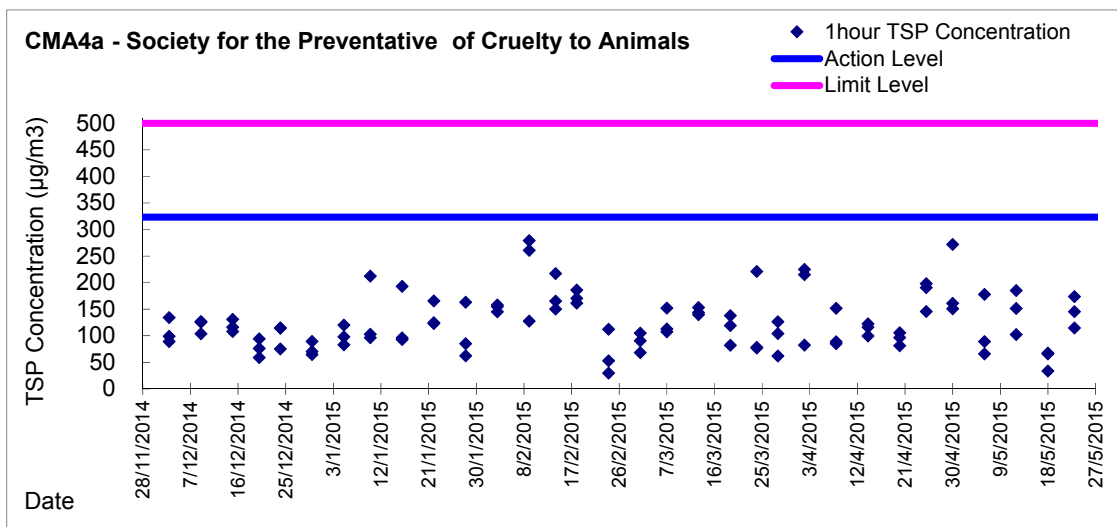
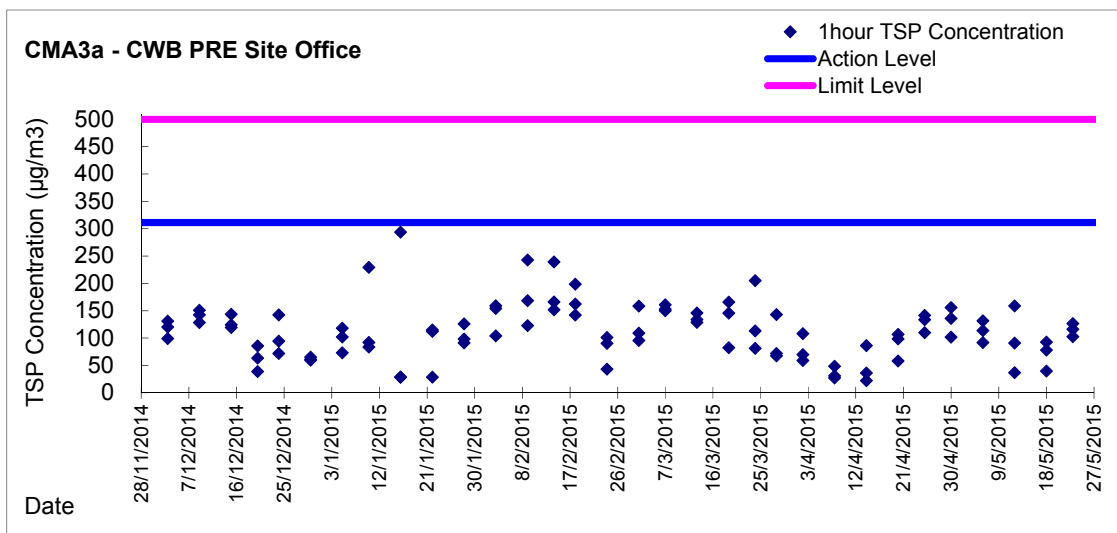
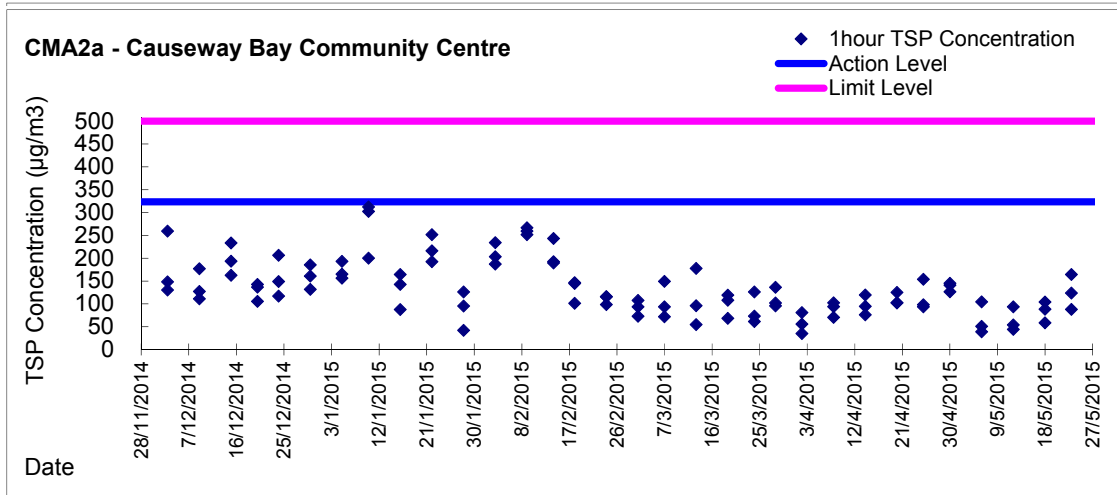
Action Level ($\mu\text{g}/\text{m}^3$) - 325.1
 Limit Level ($\mu\text{g}/\text{m}^3$) - 500

Date	Sampling Time	Weather Condition	Filter paper no.	Filter Weight, g		Elapse Time, hr		Sampling Time, hr	Flow Rate, m^3/min			Total Volume, m^3	TSP Level, $\mu\text{g}/\text{m}^3$
				Initial	Final	Initial	Final		Initial, Q_{si}	Final, Q_{sf}	Average		
30-Apr-15	8:05	Fine	011672	2.7846	2.7897	16962.97	16963.97	1.00	1.27	1.27	1.27	76	67.0
30-Apr-15	9:15	Fine	011675	2.7707	2.7753	16963.97	16964.97	1.00	1.27	1.27	1.27	76	60.5
30-Apr-15	10:20	Fine	011678	2.7663	2.7769	16964.97	16965.97	1.00	1.27	1.27	1.27	76	139.4
6-May-15	8:59	Fine	011863	2.7400	2.7429	16989.97	16990.97	1.00	1.27	1.27	1.27	76	38.1
6-May-15	10:04	Fine	011866	2.7385	2.7415	16990.97	16991.97	1.00	1.27	1.27	1.27	76	39.4
6-May-15	13:00	Fine	011838	2.7248	2.7325	16991.97	16992.97	1.00	1.27	1.27	1.27	76	101.2
12-May-15	8:03	Fine	011883	2.7217	2.7241	17016.98	17017.98	1.00	1.27	1.27	1.27	76	31.5
12-May-15	9:05	Fine	011653	2.7685	2.7708	17017.98	17018.98	1.00	1.27	1.27	1.27	76	30.1
12-May-15	10:07	Fine	011656	2.7676	2.7753	17018.98	17019.98	1.00	1.27	1.27	1.27	76	100.9
18-May-15	8:15	Cloudy	012035	2.8346	2.8381	17043.98	17044.98	1.00	1.27	1.27	1.27	76	46.1
18-May-15	9:20	Cloudy	012038	2.8385	2.8430	17044.98	17045.98	1.00	1.27	1.27	1.27	76	59.2
18-May-15	10:30	Cloudy	012041	2.8397	2.8444	17045.98	17046.98	1.00	1.27	1.27	1.27	76	61.9
23-May-15	9:16	Rainy	011892	2.7132	2.7202	17070.99	17071.99	1.00	1.27	1.27	1.27	76	91.9
23-May-15	10:21	Rainy	011894	2.7203	2.7271	17071.99	17072.99	1.00	1.27	1.27	1.27	76	89.2
23-May-15	13:00	Rainy	011896	2.7289	2.7380	17072.99	17073.99	1.00	1.27	1.27	1.27	76	119.4

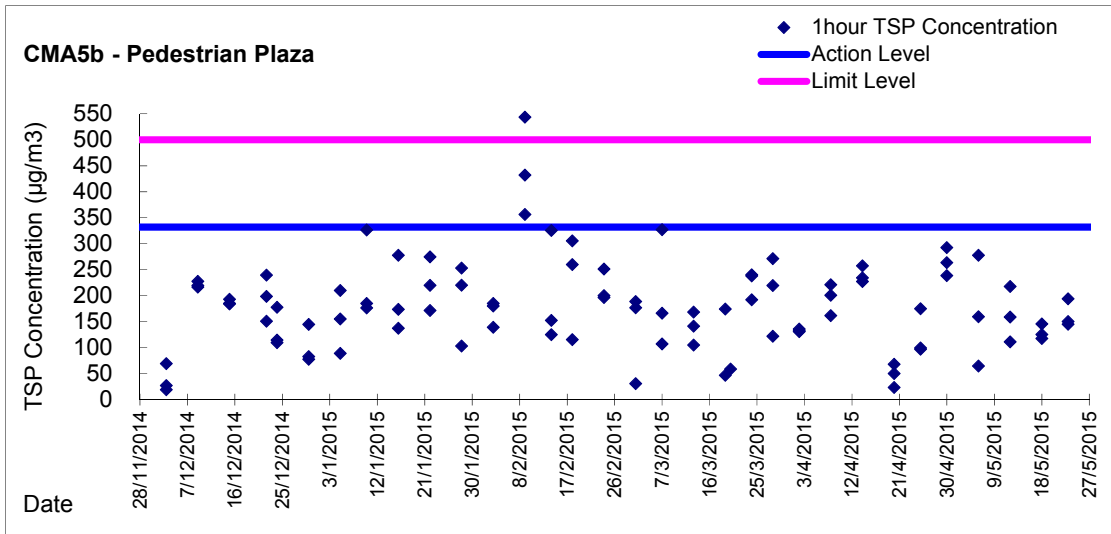
Graphic Presentation of 1 hour TSP Result



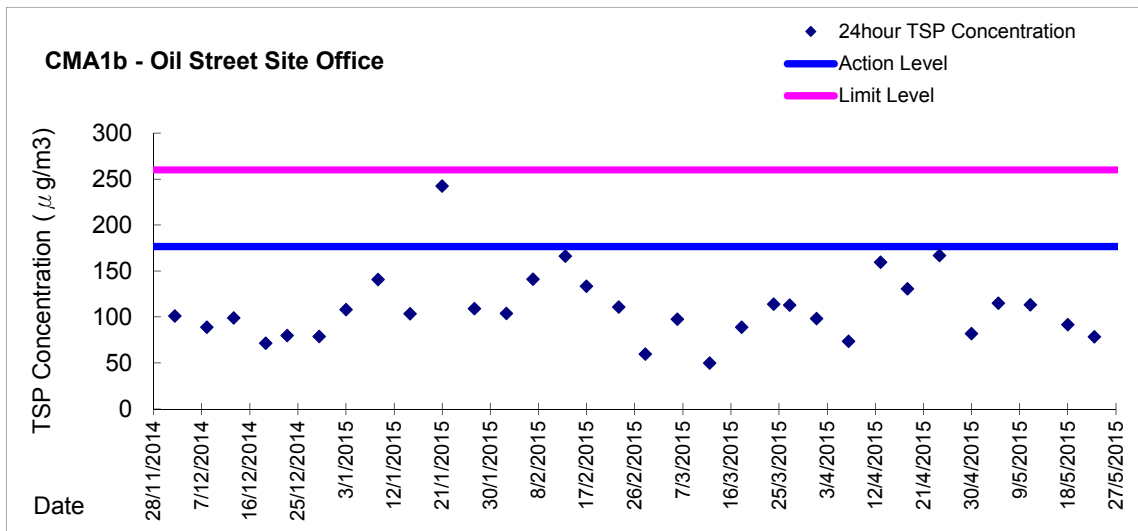
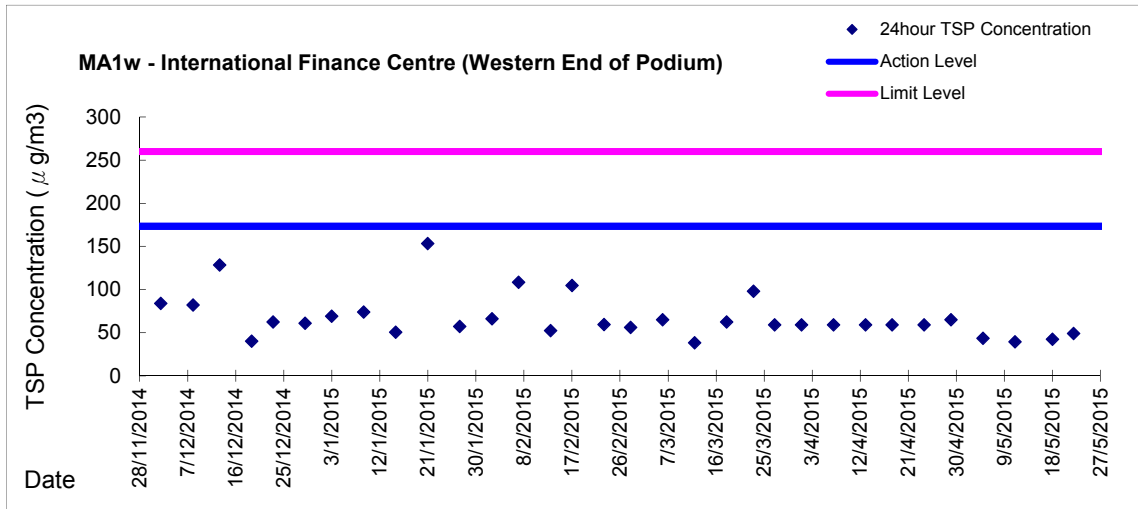
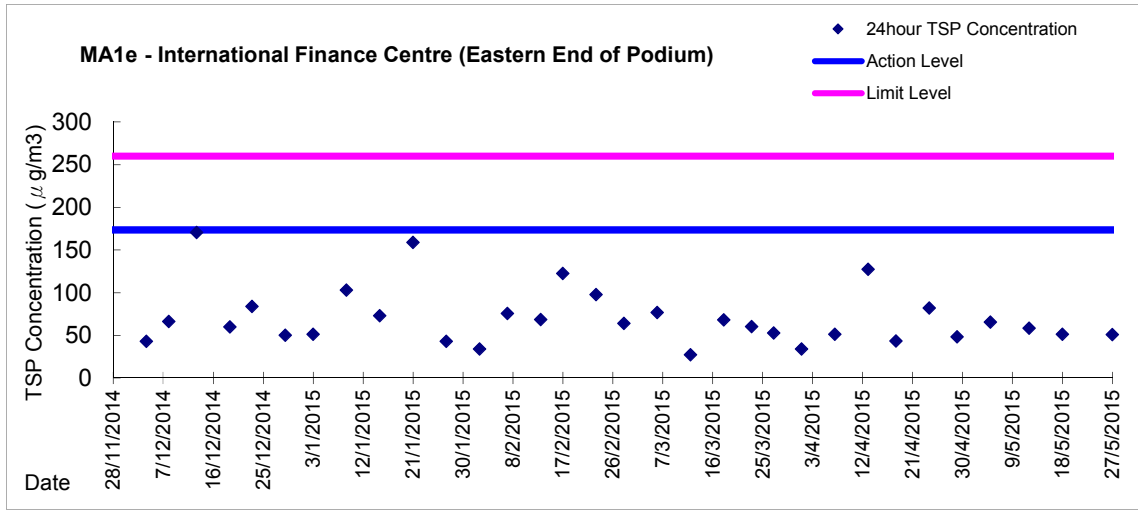
Graphic Presentation of 1 hour TSP Result



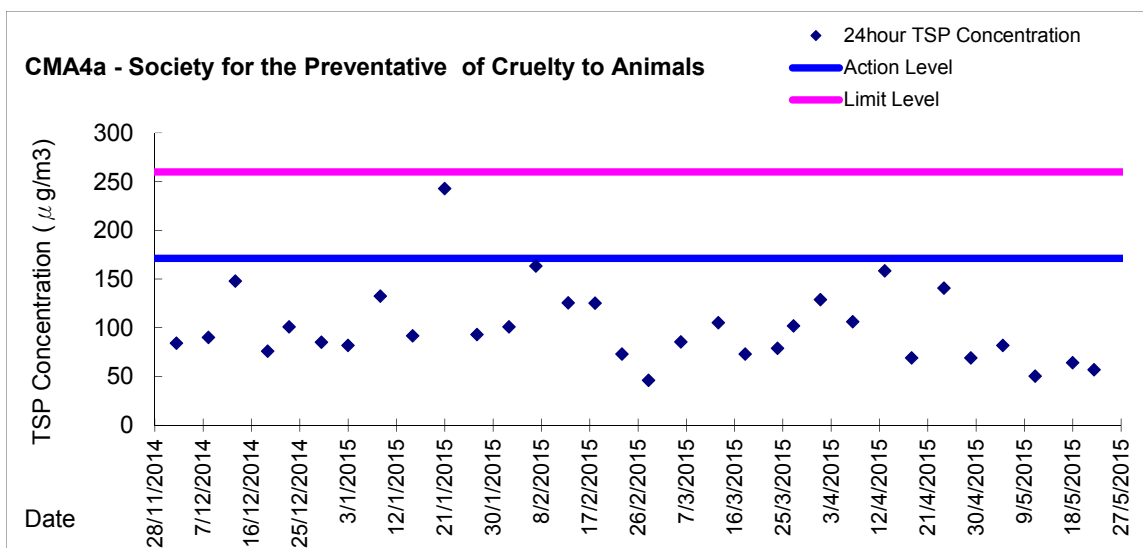
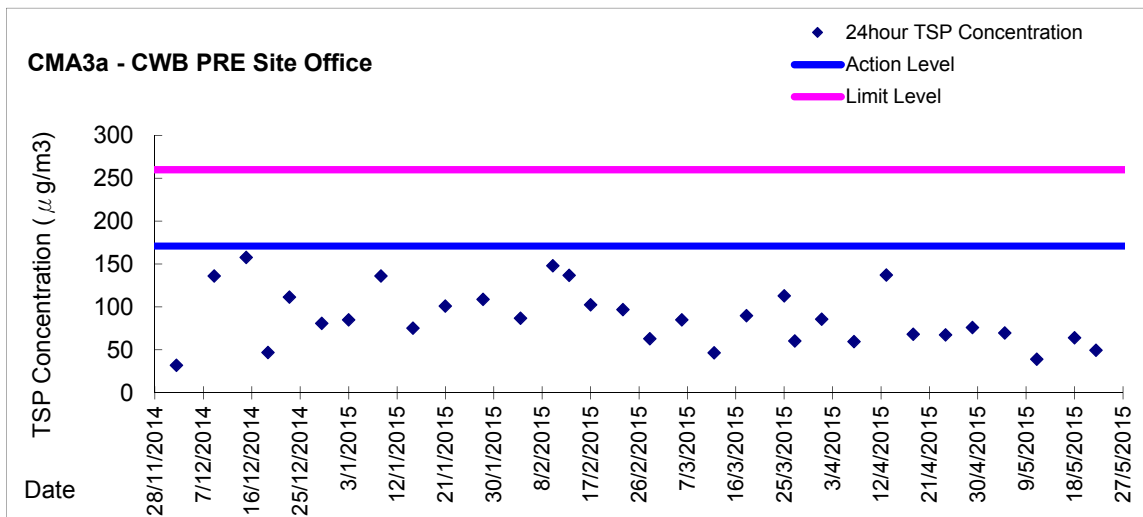
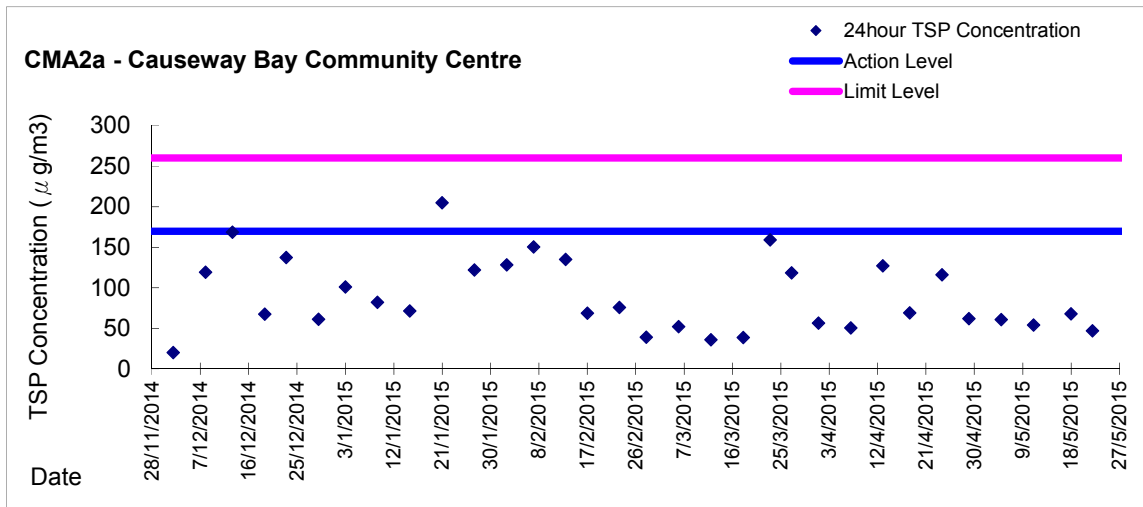
Graphic Presentation of 1 hour TSP Result



Graphic Presentation of 24 hour TSP Result



Graphic Presentation of 24 hour TSP Result



Graphic Presentation of 24 hour TSP Result

